

TIGER Neo

72HL4-(V)

570-590 Watt

MONO-FACIAL MODULE

N-type



N-type Technology

N-type modules with Tunnel Oxide Passivating Contacts (TOPCon) technology offer lower LID/LeTID degradation and better low light performance.



HOT 2.0 Technology

N-type modules with JinkoSolar's HOT 2.0 technology offer better reliability and efficiency.



Durability Against Extreme Environment

High salt mist and ammonia resistance.



Mechanical Load Enhanced

Certified to withstand:
5400 Pa front side max static test load
2400 Pa rear side max static test load



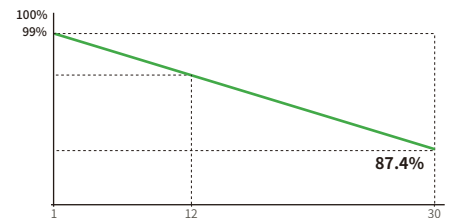
SMBB Technology

Better light trapping and current collection to improve module power output and reliability.



Anti-PID Guarantee

Minimizes the chance of degradation caused by PID phenomena through optimization of cell production technology and material control.



12 Year Product Warranty	30 Year Linear Power Warranty	1% First-year Degradation	0.4% Annual Degradation Over 30 Years
------------------------------------	--	--	--

- IEC61215 (2016) / IEC61730 (2016)
- IEC61701 / IEC62716 / IEC60068 / IEC62804
- ISO9001:2015: Quality Management System
- ISO14001:2015: Environment Management System
- ISO45001:2018: Occupational health and safety management systems



JKM570-590N-72HL4-(V)-F7-EN

72HL4-(V) 570-590 Watt

Mechanical Characteristics

Cell Type	N -type Mono-crystalline
No. of cells	144 (72×2)
Dimensions	2278×1134×30 mm
Weight	27.0 kg
Front Glass	3.2 mm, Anti-Reflection Coating, High Transmission, Low Iron, Tempered Glass
Frame	Anodized Aluminium Alloy
Junction Box	IP68 Rated
Protection Class	Class II
IEC Fire Type	Class C
Output Cables	4.0 mm ² (+): 400 mm, (-): 200 mm or Customized Length

Packaging Configuration

Pallet Dimensions	2308×1120×1249 mm
Packing Detail (Two pallets = One stack)	36 pcs/pallets, 72 pcs/stack, 720 pcs/ 40'HQ Container

Specifications (STC)

Maximum Power - Pmax [Wp]	570	575	580	585	590
Maximum Power Voltage - Vmp [V]	42.99	43.17	43.35	43.53	43.71
Maximum Power Current - Imp [A]	13.26	13.32	13.38	13.44	13.50
Open-circuit Voltage - Voc [V]	51.99	52.15	52.31	52.47	52.63
Short-circuit Current - Isc [A]	13.89	13.95	14.01	14.07	14.13
Module Efficiency STC [%]	22.07	22.26	22.45	22.65	22.84
Power Tolerance	0 ~ +3 %				
Temperature Coefficients of Pmax	-0.29 %/°C				
Temperature Coefficients of Voc	-0.25 %/°C				
Temperature Coefficients of Isc	0.045 %/°C				

STC: Irradiance 1000W/m², Cell Temperature 25°C, AM=1.5

Specifications (NOCT)

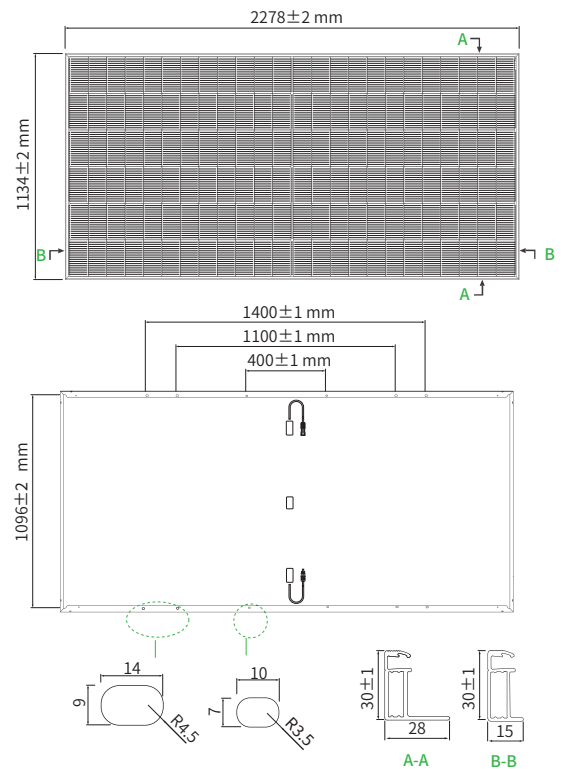
Maximum Power - Pmax [Wp]	430	433	437	441	445
Maximum Power Voltage - Vmp [V]	40.37	40.54	40.70	40.86	41.05
Maximum Power Current - Imp [A]	10.64	10.69	10.74	10.79	10.83
Open-circuit Voltage - Voc [V]	49.38	49.54	49.69	49.84	49.99
Short-circuit Current - Isc [A]	11.21	11.26	11.31	11.36	11.41

NOCT: Irradiance 800W/m², Ambient Temperature 20°C, AM=1.5, Wind Speed 1m/s

Application Conditions

Operating Temperature	-40 °C ~ +85 °C
Maximum System Voltage	1000/1500 VDC (IEC)
Maximum Series Fuse Rating	25 A
Nominal Operating Cell Temperature - NOCT	45 ± 2 °C

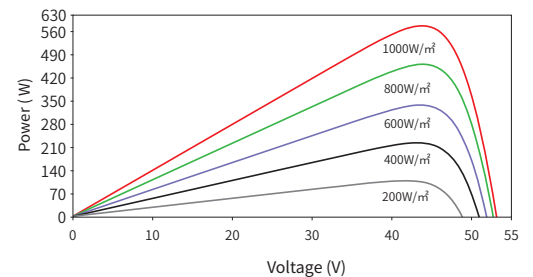
Engineering Drawings



Note: For specific dimensions and tolerance ranges, please refer to the corresponding detailed module drawings.

Electrical Performance

Power-Voltage Curves (72HL4-(V) 580W)



Current-Voltage Curves (72HL4-(V) 580W)

